



# MEDICAL TREATMENT



## For the best care - To realize your acceptance...

**1** Along with your personal statement and the information you have submitted to the hospital, your previous information is important.

**2** Once the hospital that has decided to accept you and the decision for the treatment plan have been determined, the application process for your Visa for Medical Stay will begin.



**3** During treatment, due to the necessity to stay hospitalized for long periods of time, a Visa for Medical Stay is required.



**4** It is necessary to pay for: Arranging medical appointments, arrangements for hospitalization, the deployment of a medical interpreter and treatment deposit, and reserve funds for treatment/hospitalization.



**5** It is necessary to secure an airplane ticket in accordance with your Visa for Medical Stay as well as a long term place of stay which corresponds to the length of time your treatment.




**6** Upon completing your treatment, due to the Visa for Medical Stay's termination procedure, it is obligatory to submit an emigration and immigration report.



YES

Medical Treatment in Japan



## Please accurately grasp the current condition of your sickness

What is important for those who come to Japan seeking medical care is what they desire of Japan's hospitals. In order to answer this, it is first necessary to accurately grasp the condition of your sickness and your physical condition.

These documents must be submitted Japanese hospitals, and will be used to determine the possibility of your acceptance.

### What to Prepare:

- ✓ Your Newest Chart
- ✓ Medical Information
- ✓ Visual Scans

Please obtain the most recent available information available for your past and current condition for your chart and medical information.

Your visual scans, CT, MRI, PET, etc., should be in the DICOM format. Ultrasonic waves and endoscopic visuals must be turned in as JPEG files. Because other formats are not valid materials in Japanese medical institutions, you may be asked to undergo examination in Japan.

In the event that you search for a hospital yourself, it will be necessary for you to create all the materials and inquiry application forms, directly inquire each hospital and receive responses from said Japanese hospitals. Should you wish for our company to search for a hospital to accept you and carry out negotiations, please purchase our initial inquiry application.

MTJ Initial Inquiry Service

## Preparations for the Visa of Medical Stay

Upon determining the hospital you will be accepted into, please prepare the documents necessary for the application process of your Visa for Medical Stay

### What to Prepare:

- ✓ Hospital Information (Address, Contact Information, Supervising Physician)
- ✓ Proof to confirm your appointment, treatment plan
- ✓ Documents to create your personal reference

(\*Should you wish for our company to create your personal reference, the purchase of our Visa for Medical Stay service will be necessary)

The application process for the Visa of Medical Stay cannot be carried out by an individual. The procedures will be undergone in the period for visa application designated by the ministry of economy, trade and industry. Application for Visa for Medical Stay

\*When applying for your Visa for Medical Stay through our company, please purchase our Application for Visa for Medical Stay service. This will also include a set complete with the service of a Medical Interpreter and arranging your appointments at hospitals, so please do consider this option

Visa for Medical Stay Application



## The dispatch of a medical interpreter is necessary

Confirming whether or not there is a medical interpreter in the hospital you are scheduled to stay in, as well as the presence of a medical interpreter during explanations of your treatment and medicals examinations, is necessary.

### What to Prepare:

#### ✓ Medical Interpreter

In Japanese hospitals, there is a great demand for the dispatch of medical interpreters. Explanations of treatment for medical exams and treatment will be done by a third person; the medical interpreter. Should you have a family member or friend who speaks Japanese fluently, you must receive permission from the hospital, otherwise you will not be accepted into the hospital.

In the event that you search for a medical interpreter on your own, you must submit the interpreter's information to the hospital and receive the hospital's permission. Those who would like to go through our company to gain a medical interpreter must purchase the Visa for Medical Stay Service and the VIP Accessory Service.

Application for Visa for  
Medical Stay  
+  
VIP Accessory Service

or

Application for Medical  
Treatment Service

## It is necessary to form all reservations with the hospital

Adjusting appointments, scheduling hospitalization, paying treatment fees, etc.

Once the hospital that will accept you is determined the application for your visa is finished, and a medical interpreter has been dispatched, arranging appointments with the hospital, scheduling hospitalization and payment of medical treatment fees will be necessary.

### What to Prepare:

#### ✓ Treatment Fees ✓ All Necessary Reservations


While it is likely possible to arrange appointments with the hospital via a friend in Japan, but because many hospitals go through medical coordinating companies such as our own, please confirm with the hospital that direct scheduling is possible.

\*For those who would like to go through our company for all reservations, the purchase of either Visa of Medical Stay Application Service + VIP Accessory Service or the Application for Medical Treatment Service will be necessary.

Application for Visa for  
Medical Stay  
+  
VIP Accessory Service

or

Application for Medical  
Treatment Service



## It is necessary to obtain an airplane ticket and a hotel.

Until your application for the Visa for Medical Stay has been approved, it is likely better to make adjustable airplane and hotel reservations. It is possible that your appointment could be changed to any time.

### What to Prepare:

- ✓ Airplane Ticket
- ✓ A Place of Lodging (Hotel, Etc.)
- ✓ A General Interpreter
- ✓ Lifestyle Support

Even though the date of treatment has been decided, it is still necessary to decide what you will do for your airplane ticket and lodging. It is possible that your treatment in Japan will last for a long period of time, so we recommend you secure a general interpreter.

\*If you make preparations on your own, it will be necessary to report to visa application company once you have determined everything. If you will be using our company, then either the Visa for Medical Stay Application Service + VIP Accessory Service or the Medical Treatment Application Service will be necessary.

Application for Visa for  
Medical Stay  
+  
VIP Accessory Service

or

Application for Medical  
Treatment Service

## The obligatory Immigration and Emigration Report is necessary.

Because there is an obligatory report for companies which manage Medical Visas, it is mandatory to report the airplane company you rode with, your designated seat, etc. to the Japanese government.


### What to Prepare:

- ✓ Airplane Ticket Stub  
Something which displays the flight number, designated seating number, etc. is necessary.

After completing treatment, please submit a copy or photograph of your airplane ticket stub for the sake of managing your Visa for Medical Stay. Should you fail to submit this information, it is very likely that the process for applying for your next Visa will become difficult.

\*Because the Japanese government has made it obligatory to manage immigration and emigration as it pertains to the Visa for Medical Stay, it is possible that, if management is not possible, you will be considered as an illegal alien and the next time you register for your visa will become difficult.

Visa for Medical Stay  
Application



# hounititiryousuteppu

**STEP 1** Obtaining current information about the condition of your sickness and treatment history

**STEP 2** Survey of Potential Hospitals for Acceptance - Negotiations

**STEP 3** Application for Visa of Medical Stay

With the purchase of MTJ Initial Inquiry Service Material, our company will perform the survey and negotiations. **\*Contracted**

With the purchase of our Visa of Medical Stay Service, we will carry out the application procedure for your Visa of Medical Stay.

(Time of application must be at least one month in advance from the hospital appointment for medical examination)

Please consider our VIP accessory service as well.

**STEP 4** Dispatch of a Medical Interpreter

**STEP 5** Adjustment of all Hospital Reservations \*Arranging appointments, Payment, Etc.

**STEP 6** Obtaining an Airplane Ticket and Lodging, as well as Lifestyle Support

**STEP 7** ✓ Traveling to Japan

**STEP 8** Begin therapy and commute to hospital

**STEP 9** End of therapy and return to home country

**STEP 10** Immigration and Emigration Reports

By purchasing our service, we will be able to offer various services relating to your trip to Japan for medical treatment. You will not have to undergo the burden yourself. Please take a look at all of our services and apply.

Downloadable Materials for all our different services

<http://medical-hokkaido.com/services.cgi>

Office / Contact

<http://medical-hokkaido.com>

**Malaysia Office**

A-32 Menara NU, Jalan Tun Sambanthan, 50470 Kuala Lumpur, Malaysia.

**☎03-2725-8089**

